

Research Article

Plant performance on Mediterranean green roofs: interaction of species-specific hydraulic strategies and substrate water relations

Fabio Raimondo¹, Patrizia Trifilò^{1*}, Maria A. Lo Gullo¹, Sergio Andri², Tadeja Savi³ and Andrea Nardini³

¹ Dipartimento di Scienze Biologiche ed Ambientali, Università di Messina, via F. Stagno D'Alcontres 31, 98166 Messina, Italy

² Harpo seic verdepensile, Via Torino 34, 34123 Trieste, Italy

³ Dipartimento di Scienze della Vita, Università di Trieste, via L. Giorgieri 10, 34127 Trieste, Italy

Received: 27 July 2014; **Accepted:** 27 December 2014; **Published:** 20 January 2015

Associate Editor: Astrid Volder

Citation: Raimondo F, Trifilò P, Lo Gullo MA, Andri S, Savi T, Nardini A. 2015. Plant performance on Mediterranean green roofs: interaction of species-specific hydraulic strategies and substrate water relations. *AoB PLANTS* 7: plv007; doi:10.1093/aobpla/plv007

Abstract. Recent studies have highlighted the ecological, economic and social benefits assured by green roof technology to urban areas. However, green roofs are very hostile environments for plant growth because of shallow substrate depths, high temperatures and irradiance and wind exposure. This study provides experimental evidence for the importance of accurate selection of plant species and substrates for implementing green roofs in hot and arid regions, like the Mediterranean area. Experiments were performed on two shrub species (*Arbutus unedo* L. and *Salvia officinalis* L.) grown in green roof experimental modules with two substrates slightly differing in their water retention properties, as derived from moisture release curves. Physiological measurements were performed on both well-watered and drought-stressed plants. Gas exchange, leaf and xylem water potential and also plant hydraulic conductance were measured at different time intervals following the last irrigation. The substrate type significantly affected water status. *Arbutus unedo* and *S. officinalis* showed different hydraulic responses to drought stress, with the former species being substantially isohydric and the latter one anisohydric. Both *A. unedo* and *S. officinalis* were found to be suitable species for green roofs in the Mediterranean area. However, our data suggest that appropriate choice of substrate is key to the success of green roof installations in arid environments, especially if anisohydric species are employed.

Keywords: Anisohydric; arbutus; drought stress; green roof; isohydric; Mediterranean region; sage.

Introduction

Green roofs are engineered ecosystems designed to favour plant establishment on manufactured layers installed over rooftops, and typically comprise light-weight mineral substrate, drainage and moisture retention layers and a root-resistant waterproofing barrier (VanWoert *et al.* 2005; Berndtsson 2010). Modern green roofs were first developed in the 1960s in Germany and,

over the last 15 years, this technology has received increasing attention in several countries of Northern and Central Europe, North America, Australia, Japan and China (Bowler *et al.* 2010; Dvorak and Volder 2010; Williams *et al.* 2010; Chen 2013). This renewed interest for green roofs is a consequence of recent experimental evidence highlighting the ecological, economic and social benefits provided by this technology to urban areas. In fact, green roofs have been reported to improve

* Corresponding author's e-mail address: ptrifilo@unime.it

Published by Oxford University Press on behalf of the Annals of Botany Company.

This is an Open Access article distributed under the terms of the Creative Commons Attribution License (<http://creativecommons.org/licenses/by/4.0/>), which permits unrestricted reuse, distribution, and reproduction in any medium, provided the original work is properly cited.

urban management of water runoff (e.g. [Getter et al. 2007](#); [Lundholm et al. 2010](#); [MacIvor and Lundholm 2011](#); [Nardini et al. 2012a](#)), reduce the consumption of energy for thermal comfort of buildings (e.g. [Theodosiou 2003](#); [Sailor et al. 2008](#); [Blanusa et al. 2013](#)), mitigate the ‘urban heat island’ effect ([Gill et al. 2007](#); [Takebayashi and Moriyama 2007](#); [Mackey et al. 2012](#)), improve acoustic insulation ([Van Renterghem and Botteldooren 2008, 2009](#)), improve air ([Rowe 2011](#)) and water quality ([Carter and Jackson 2007](#); [Berndtsson 2010](#)) and sequester CO₂ ([Getter et al. 2009](#); [Li et al. 2010](#)). Moreover, this technology could prove useful for recycling of waste materials ([Solano et al. 2012](#); [Mickovski et al. 2013](#)) and might provide effective instruments to ameliorate the urban appeal, increase the number of recreational spaces and improve urban biodiversity ([Brenneisen 2006](#); [MacIvor and Lundholm 2011](#)).

Green roofs are rather hostile environments for plant growth, because of shallow substrate, high temperatures and irradiance and wind exposure ([Getter and Rowe 2008](#); [Liu et al. 2012](#)). In particular, structural features of buildings frequently require the use of reduced substrate depths, with predictable impacts on water availability to vegetation. This, in turn, limits the number of species that can thrive over green roofs, especially in hot and arid regions like Mediterranean countries ([Fioretti et al. 2010](#); [Nardini et al. 2012b](#)), where drought, high irradiance and temperatures are common stress factors even for natural vegetation ([Sánchez-Gómez et al. 2006](#); [David et al. 2007](#); [Nardini et al. 2014](#)). Under these environmental conditions, the plants’ growth over green roofs is particularly challenging and thus requires specific technological and ecophysiological strategies to improve plant survival ([Dvorak and Volder 2013](#)).

In particular, the selection of substrates with high water holding capacity and high amounts of water available to plants is apparently a key requirement to improve the performance of green roofs in arid climates. As an example, [Farrell et al. \(2012\)](#) reported a correlation between the survival rate of different succulent species under drought stress and the water holding capacity of different substrates. Similarly, [Razzaghmanesh et al. \(2014\)](#) reported significant effects of substrate type on growth and survival of different grass species native to the Australian flora. Moreover, improving water holding capacity of the substrate, amended with different materials, has been reported to be effective in increasing plant survival rates and ameliorating plant water status under drought conditions ([Farrell et al. 2013](#); [Papafotiou et al. 2013](#); [Savi et al. 2014](#)).

The selection of drought-resistant plant species is as important as substrate features in order to assure the success of green roofs in arid environments. Specific

studies addressing the relative suitability of different plant species for green roof development have appeared in recent years ([Dvorak and Volder 2010](#); [MacIvor and Lundholm 2011](#); [Cook-Patton and Bauerle 2012](#); [Papafotiou et al. 2013](#); [Van Mechelen et al. 2014](#)), but the most commonly used species are still small succulents, mainly belonging to the genus *Sedum* ([Snodgrass and Snodgrass 2006](#); [Oberndorfer et al. 2007](#); [Rowe et al. 2012](#)). These are characterized by shallow roots, high drought tolerance and relatively fast propagation ([Snodgrass and Snodgrass 2006](#); [Getter and Rowe 2009](#); [Farrell et al. 2012](#)). In contrast, only few studies have explored the possibility to use alternative plant species over green roofs in arid regions, despite the high number (and drought adaptation) of species native to the Mediterranean region ([Benvenuti and Bacci 2010](#); [Papafotiou et al. 2013](#); [Benvenuti 2014](#); [Van Mechelen et al. 2014](#)). In particular, the impressive heterogeneity in plant hydraulic strategies and water relations displayed by Mediterranean plants ([Nardini et al. 2014](#); [Vilagrosa et al. 2014](#)) might represent an important resource for designing green roofs with specifically requested technical features. As an example, isohydric species that display tight stomatal control of transpiration might help to design green roofs with high resistance against drought, as well as with low irrigation requirements ([Rowe et al. 2014](#)). On the other hand, anisohydric species that maximize transpiration and photosynthesis while tolerating very negative water potential values might represent a more interesting choice in order to favour transpirational cooling of buildings ([Schweitzer and Erell 2014](#)) and/or improve the capacity of green roofs to intercept water during intense albeit sporadic rainfall events ([Nardini et al. 2012a](#)).

In the present study, we provide experimental evidence for the importance of substrate characteristics, with special reference to water retention properties, to assure sufficient water availability to plants over green roofs under drought stress conditions. Moreover, we provide insights into the importance of species-specific drought-resistance strategies and hydraulic properties for selecting Mediterranean native species best suited for specific technical functions and ecological requirements of green roofs. To this aim, experiments were performed using two Mediterranean shrub species: *Arbutus unedo* L. and *Salvia officinalis* L. *Salvia officinalis* (sage) is a perennial, evergreen, sub-shrub species widely naturalized even outside its original habitat. *Arbutus unedo* (arbutus) is an evergreen shrub or small tree widely distributed in the Mediterranean Basin ([Pignatti 2002](#)). Both species are well known for their drought tolerance, although a specific comparison of their hydraulic strategies has not been previously performed.

Methods

Experiments were performed between May and July 2012 on 36 plants of *A. unedo* and 36 plants of *S. officinalis*. Plants were provided at the end of April 2012 by a local nursery and planted in 24 experimental green roof modules with dimensions 75 × 23 × 27 cm (i.e. 12 modules per species, 3 plants per module [see Supporting Information]). The modules were assembled with the SEIC® extensive system (Harpo Spa, Trieste, Italy). The layering included a water retention geotextile (MediPro MP), a drainage and aeration element (MediDrain MD), a filtering layer (MediFilter MF 1) and 18 cm of one of the two different experimental substrates provided by SEIC. Species-specific modules were divided into two main categories on the basis of substrate type tested: substrate A and substrate B. In summary, six modules per species contained substrate A and six modules were filled with substrate B [see Supporting Information].

Both substrates consisted of a mixture of mineral material (lapillus, pomix, zeolite) and organic material (peat) with grain size ranging from 0.05 to 20 mm. However, substrate A had a lower percentage of grain size ranging from 0.05 and 10 mm, higher electrical conductivity (20 versus 13 mS/m) and pH (8.9 versus 7.6) and lower percentage of organic matter (4.2 versus 6.2 %) than substrate B (Table 1, data kindly provided by SEIC).

Table 1. Percentage of different grain sizes, organic matter, porosity and values of electrical conductivity and pH of the two substrate types utilized (i.e. A and B). Data are kindly provided by SEIC.

	Substrate type A	Substrate type B
Grain size <0.05 (% m/m s.s.)	0	2
Grain size <0.55 (% m/m s.s.)	1	7
Grain size <0.25 (% m/m s.s.)	2	12
Grain size <0.50 (% m/m s.s.)	6	16
Grain size <1.00 (% m/m s.s.)	13	21
Grain size <2.00 (% m/m s.s.)	20	30
Grain size <5.00 (% m/m s.s.)	50	53
Grain size <10.00 (% m/m s.s.)	93	100
Grain size <16.00 (% m/m s.s.)	99	100
Grain size <20 (% m/m s.s.)	100	100
Organic matter (% s.s.)	4.3	6.2
Porosity (% v/v)	65.9	65.7
Electrical conductivity (mS/m s.s.)	20	13
pH	8.9	7.6

The water retention properties of the two substrates were preliminarily measured using a dewpoint potentiometer (WP4, Decagon Devices, Pullman, WA, USA). In particular, the relationships between water content (WC) and water potential (pressure–volume curve) of the two substrates were measured to estimate the amount of water available to plants (Whalley et al. 2013). Samples of the two substrates were watered to saturation. After complete drainage of excess water, small samples (a few grams each) were collected and placed in dedicated WP4 sample-holders. Water potential of substrate (Ψ_s) was measured in the continuous mode and after each reading, samples were weighed with an electronic balance (Basic BA110S, Sartorius AG, Göttingen, Germany) to obtain their fresh weight (FW), and then oven-dried at 70 °C for 24 h. Samples were weighed again to get their dry weight (DW). Water content of samples was calculated as (FW – DW)/DW. Measurements were performed on fully hydrated samples as well as on samples air-dehydrated for increasing time intervals.

Green roof modules were randomly located over the flat rooftop of the Department of Biological and Environmental Sciences, University of Messina. On the basis of irrigation regime, experimental modules were further divided in four experimental groups per species [see Supporting Information]: three modules per substrate type category were regularly watered to field capacity (well-watered plants: WA and WB), while the other three modules per substrate-type category received irrigation up to 75 % field capacity (stressed plants: SA and SB). Irrigation was supplied at 48 h intervals for 10 weeks. At the end of the treatment, all plants were irrigated to field capacity and physiological measurements were performed again 24 and 48 h after irrigation.

During the study period, mean air temperatures and relative humidity in the area were 19 ± 1 °C and 74 ± 7 % in May, 24 ± 2 °C and 75 ± 5 % in June and 28 ± 1 °C and 74 ± 5 % in July, respectively. The total rainfall was 13 mm only. Climatic data were obtained from the weather station of Torre Faro, Messina, Italy.

At the beginning and at the end of the experiment (i.e. beginning of May and end of July, respectively), two plants within each module of *S. officinalis* and two plants within each module of *A. unedo* per each experimental group (i.e. WA, SA, WB and SB) were selected and the following parameters were measured: plant height (H), trunk diameter at the root–stem transition zone (\emptyset) and total number of leaves per plant (N leaves/plant). During the study period, substrate water status (Ψ_s) of both W and S-modules was estimated by measuring the pre-dawn water potential (Ψ_{pd}) of six leaves wrapped in cling-film the day before measurements (two leaves per species and per module) and sampled at 0500 hours

(solar time). Measurements were performed with a pressure chamber (3005 Plant Water Status Console, Soilmoisture Equipment Corp., Goleta, CA, USA), assuming that under nocturnal low transpiration conditions leaf water potential equilibrated with Ψ_s , so that $\Psi_{pd} \sim \Psi_s$ (Richter 1997; Nardini et al. 2003). The indirect estimation of Ψ_s was preferred to direct sampling of the substrate, in order to avoid the risk of damage to the root system. Measurements of Ψ_{pd} were performed on the same days selected for gas exchange and midday leaf water potential measurements (see below).

Measurements of leaf gas exchange and water status

At the end of the 10-week treatment period, both 24 and 48 h after irrigation, maximum leaf stomatal conductance to water vapour (g_L) and transpiration rate (E_L) were measured between 1200 and 1400 hours on leaves of at least one plant per module per experimental group and species using a steady-state porometer (LI-1600, LICor Inc., Lincoln, NE, USA). At the same time, midday diurnal leaf water potential (Ψ_{midday}) was estimated using a portable pressure chamber (3005 Plant Water Status Console, Soilmoisture Equipment Corp.).

In order to quantify eventual acclimation of water relation parameters in terms of leaf water potential at the turgor loss point (Ψ_{tlp}), osmotic potential at full turgor (π_0) and bulk modulus of elasticity (ε_{max}), leaf water potential isotherms of leaves of at least one plant per module per experimental group were determined from pressure–volume (P–V) curves (Tyree and Hammel 1972). Measurements were performed before starting the treatment and repeated at the end of the 10-week period, respectively.

Estimating plant hydraulic conductance (K_{plant})

Whole-plant hydraulic conductance (K_{plant}) was estimated *in planta* using the Evaporative Flux Method on at least one plant per module per species and per experimental group (Nardini et al. 2003). K_{plant} was calculated as: $E_L/(\Psi_{midday} - \Psi_s)$, where E_L , Ψ_{midday} and Ψ_s were measured as described above. All hydraulic conductance values were corrected to a temperature of 20 °C, to take into account changes in water viscosity.

Statistical analysis

Data were analysed with the SigmaStat 2.0 (SPSS, Inc., Chicago, IL, USA) statistics package. To test the differences among substrate type and the effects of both irrigation regimes and time after last irrigation on Ψ_s , g_L and K_{plant} , a three-way ANOVA was performed (soil, irrigation and time as factors) with Type III sums of squares. The same test was used to check the significance of the

differences among substrate type and the effects of irrigation regime and time (i.e. May and July) on H, \emptyset and N leaves/plant. To test the differences among substrate type and effects of irrigation regime on Ψ_{tlp} , π_0 and ε_{max} a two-way ANOVA test was performed. Data have been analysed by nesting the plant observations within each module ($n = 3$).

When the difference was significant, a post hoc Tukey's test was carried out. Relationships between the studied characteristics and independent variables were assessed by Pearson's correlations.

Results

Both irrigation regime and measurement time influenced plant size, as estimated in terms of final plant height and number of leaves per plant in *S. officinalis* but not in *A. unedo* plants (Tables 2 and 4). In fact, in well-watered sage samples (WA and WB), plant height was ~ 26 cm in May, and increased to ~ 40 cm by the end of the experimental treatment. In contrast, the size of stressed samples increased by only less than ~ 30 cm. A different trend was recorded in *A. unedo* plants, where an increase of $\sim 25\%$ in terms of plant height was recorded after 10 weeks in all experimental groups, with no effect of irrigation regime. The increase in the number of leaves per plant during the study period was larger in *S. officinalis* than in *A. unedo*, both in well-watered ($+100\%$ versus about $+60\%$, respectively) and stressed samples (see below). Moreover, in *S. officinalis* as well as in *A. unedo* the number of leaves per plant was influenced by irrigation regime and time.

Figure 1 reports the relationship between soil water potential and WC as measured for substrates A and B. Water content at saturation (SWC) was ~ 0.43 g g⁻¹ for substrate A and 0.39 g g⁻¹ for substrate B. At $\Psi_s = -1.5$ MPa (i.e. the reference value of permanent wilting point, WWC), WC was ~ 0.07 g g⁻¹ for both substrate types. Hence, the amount of water available to plants (AWC) calculated as SWC–WWC turned out to be $\sim 12\%$ higher in substrate A (0.36 g g⁻¹) than in substrate B (0.32 g g⁻¹).

In accordance with the above-reported differences in terms of SWC and AWC, larger drops of Ψ_s were recorded within 48 h in modules containing substrate B than modules filled with substrate A, irrespective of the species (Fig. 2). In detail, Ψ_s values, as recorded 48 h after irrigation, were about -0.5 and -0.7 MPa in WA and SA sage plants, respectively, while values of about -0.7 and -0.9 MPa were recorded in WB and SB samples. Likewise, in WA and SA arbutus plants, 48 h after last irrigation, Ψ_s values of about -0.3 and -0.5 MPa were recorded in WA and SA samples and values of about -0.9 and -1.0 MPa

Table 2. Means \pm SD ($n = 3$) of plant height (H), trunk diameter (\emptyset) and number of leaves per plant (N leaves/plant) as recorded in May and in July (i.e. at the beginning and at the end of treatment irrigation regimes) in plants of *S. officinalis* and *A. unedo* growing in two types of substrate (A and B) and irrigation regimes (W: plants irrigated to field capacity; S: plants irrigated to 75 % field capacity) (for details, see text). Different letters indicate, for each measured parameter, statistically different mean values for Tukey pairwise comparison, after performing a three-way ANOVA test.

	WA		WB		SA		SB	
	May	July	May	July	May	July	May	July
<i>S. officinalis</i>								
H (cm)	25.8 \pm 1.4c	39.0 \pm 2.0a	26.6 \pm 1.3c	40.7 \pm 3.7a	26.7 \pm 1.2c	29.9 \pm 2.0b	26.0 \pm 2.5c	30.4 \pm 2.2b
\emptyset (cm)	0.6 \pm 0.005b	0.8 \pm 0a	0.6 \pm 0.007b	0.8 \pm 0.007a	0.6 \pm 0.01b	0.8 \pm 0.003a	0.6 \pm 0.006b	0.8 \pm 0a
N leaves/plant	94 \pm 4.2c	195 \pm 12a	94 \pm 3.6c	197 \pm 8a	100 \pm 7c	155 \pm 6b	94 \pm 3c	142 \pm 7b
<i>A. unedo</i>								
H (cm)	43 \pm 1.2b	49.3 \pm 0.6a	42.5 \pm 1.6b	49.7 \pm 1.3a	41.7 \pm 1.6b	48.8 \pm 1.0a	43.3 \pm 0.6b	49.8 \pm 1.3a
\emptyset (cm)	0.5 \pm 0.005b	0.7 \pm 0.005a	0.5 \pm 0.005b	0.7 \pm 0.002a	0.5 \pm 0.002b	0.7 \pm 0.03a	0.5 \pm 0.01b	0.7 \pm 0.008b
N leaves/plant	102 \pm 1c	162 \pm 3a	102 \pm 1c	158 \pm 4a	104 \pm 1c	128 \pm 2b	104 \pm 1c	128 \pm 1b

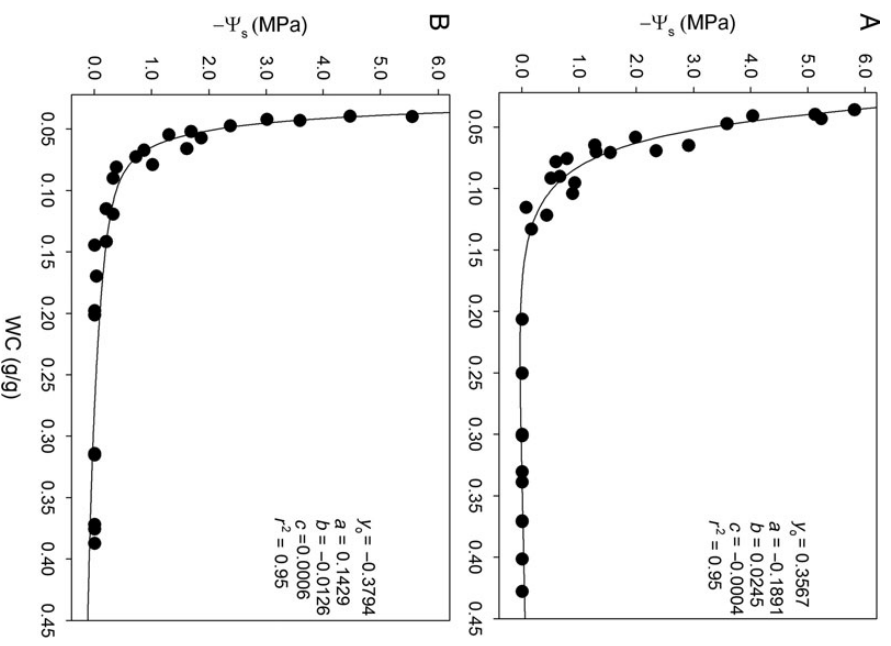


Figure 1. Relationships between water potential ($-\Psi_s$) and water content (WC) as measured for the substrate A (A) and B (B). Regression curves are expressed by the following function: $f = Y_0 + (a/x) + (b/x^2) + (c/x^3)$. Coefficient values and correlation coefficients (r^2) are reported.

were found in WB and SB ones. Midday g_L values recorded in *S. officinalis* growing in modules containing substrate A were higher than values recorded in samples growing in modules containing substrate B, as recorded 24 h after last irrigation (i.e. $\sim 300 \text{ mmol m}^{-2} \text{ s}^{-1}$ versus $\sim 270 \text{ mmol m}^{-2} \text{ s}^{-1}$). Moreover, while in WA, WB and SA samples stomatal conductance decreased no more than $\sim 10\%$ within 48 h after last irrigation, in SB samples a decrease of $\sim 50\%$ of g_L values was recorded 48 h after last irrigation (Fig. 3A). A different trend was recorded in arbutus plants (Fig. 3B) where in samples growing in substrate A, g_L decreased by $\sim 10\%$ in well-watered samples and by $\sim 20\%$ in stressed samples. In WB arbutus plants g_L decreased by $\sim 40\%$ 48 h after last irrigation with respect to values recorded 24 h before. Moreover, SB samples showed values of g_L of $\sim 80 \text{ mmol m}^{-2} \text{ s}^{-1}$ 24 h after the last irrigation, and further decreasing to $\sim 70 \text{ mmol m}^{-2} \text{ s}^{-1}$ 48 h after last irrigation. A contrasting behaviour was observed in *S. officinalis* and *A. unedo* also in terms of changes in leaf water potential. In

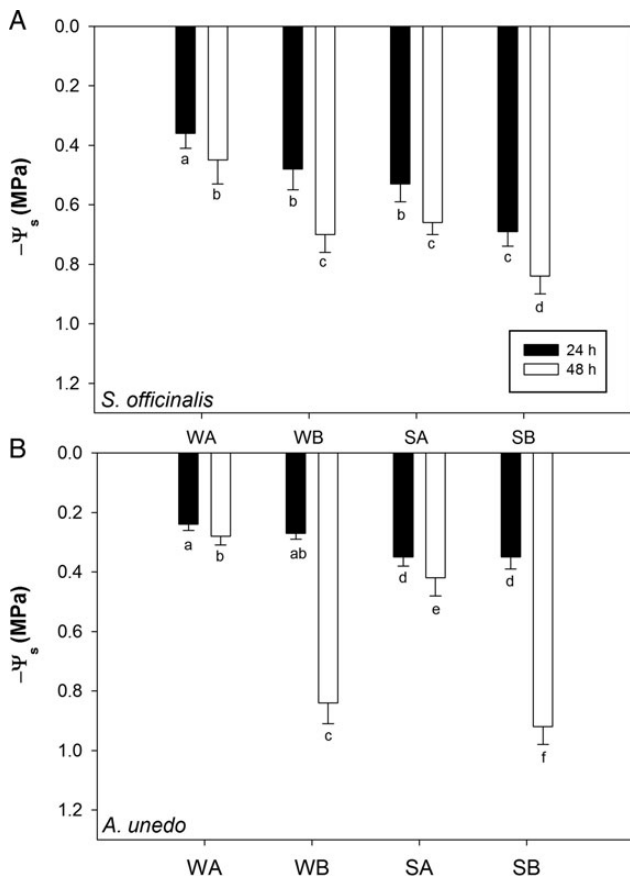


Figure 2. Substrate water potential (Ψ_s) as recorded 24 and 48 h after irrigation of experimental modules with *S. officinalis* (A) and *A. unedo* (B) plants subjected to two irrigation regimes (W: plants irrigated to field capacity; S: plants irrigated to 75 % field capacity). Two substrates were tested (A and B, for details, see text). Means are given \pm SD ($n = 3$). Different letters indicate statistically different mean values for Tukey pairwise comparison.

WA and SA sage plants, Ψ_{midday} showed similar values (i.e. about -1.25 MPa) and remained quite constant over 48 h after last irrigation (Fig. 3C). In contrast, Ψ_{midday} measured in WB and SB samples was about -1.7 MPa in both experimental groups 24 h after last irrigation and, 48 h after last irrigation, midday leaf water potential values remained quite constant in WB plants while decreased to about -2.3 MPa in SB samples. In arbutus plants, Ψ_{midday} was maintained constantly around -1.8 MPa in all treatments except in SB samples where values of about -1.5 MPa were recorded (Fig. 3D).

All recorded Ψ_{midday} values were within the positive turgor region (Table 2). However, midday leaf water potential of sage plants growing in substrate B was close to the critical turgor loss point. In fact, Ψ_{tip} values of W and S sage samples were about -1.8 and -2.3 MPa, respectively. However, in WA and SA samples, Ψ_{midday} values no lower than about -1.3 MPa were recorded while in WB and SB samples Ψ_{midday} values were low as about

-1.72 MPa and about -2.2 MPa, respectively (Fig. 3C). In arbutus plants, Ψ_{tip} was -2.4 ± 0.1 and -2.6 ± 0.01 MPa in WA and WB treatments, respectively, and about -3 MPa in S samples, whereas Ψ_{midday} remained above -2.0 MPa (Fig. 3D). Changes in Ψ_{tip} in watered and stressed plants as recorded in both species under study were apparently driven by changes in different parameters. Irrigation regimes, in fact, significantly affected only π_0 values in sage plants, while more apparent changes in ε_{max} values were recorded in arbutus plants (Table 3).

K_{plant} values changed in response to both type of substrate and time after last irrigation in *S. officinalis* samples (Fig. 4A, Table 4). In WA and SA sage samples and in WB and SB plants, K_{plant} decreased over 48 h after the last irrigation. However, 24 h after last irrigation, plants growing in modules containing substrate B showed values of K_{plant} lower than samples growing in modules containing substrate A (i.e. ~ 8 versus ~ 12 $\text{mmol m}^{-2} \text{s}^{-1} \text{MPa}^{-1}$, respectively). In arbutus, K_{plant} was maintained at a constant value of ~ 2 $\text{mmol m}^{-2} \text{s}^{-1} \text{MPa}^{-1}$ in all treatments over 48 h after the last irrigation (Fig. 4B).

When g_L values were plotted versus the corresponding Ψ_s , different relationships were observed in sage and arbutus plants (Fig. 5). In sage plants, g_L values remained quite constant until Ψ_s was above -0.6 MPa. In contrast, in arbutus plants, g_L was related to Ψ_s according to an inverse first-order polynomial equation. Likewise, different values of K_{plant} as a function of Ψ_s were recorded in sage plants, while a constant water transport efficiency from root to leaves was recorded in arbutus plants, despite the treatments (Fig. 6).

Discussion

Our data suggest that the use of species selected from the native flora of the Mediterranean region might be a valuable strategy for implementation of green roof systems in hot and arid areas. On the other hand, our findings reveal that even subtle differences in terms of substrate properties, with special reference to water relation parameters, can have very important consequences for the performance and persistence of vegetation over green roofs.

Substrate A was more suitable than substrate B for installation of efficient and fully functional green roofs in arid-prone areas. This was mainly due to the higher water retention capability related to the particle size, and especially to the higher amounts of water potentially available to plants (Fig. 1). This feature resulted in the maintenance of higher soil water potential values over 48 h after the last irrigation in plants growing in modules containing substrate A than in samples growing in

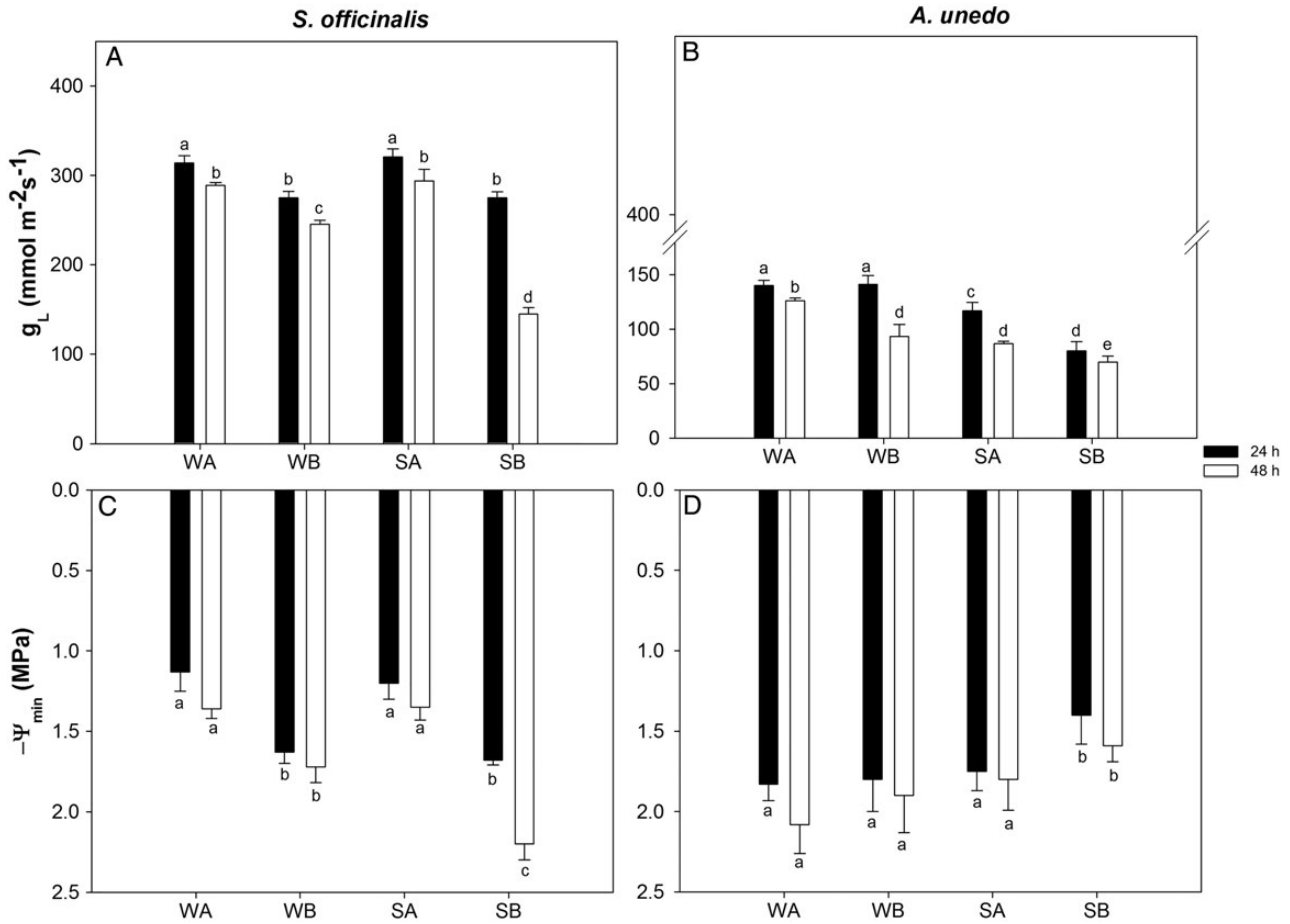


Figure 3. Leaf conductance to water vapour (g_L , A and B) and leaf water potential (Ψ_{midday} , C and D) as recorded in plants of *S. officinalis* and *A. unedo* growing in the two types of substrate (A and B) and under different irrigation regimes (W: plants irrigated to field capacity; S: plants irrigated to 75 % field capacity, for details, see text). Means are given \pm SD ($n = 3$). Different letters indicate statistically significant differences for Tukey pairwise comparison.

Table 3. Leaf water potential at turgor loss point (Ψ_{tlp}), osmotic potential at full turgor (π_o) and bulk modulus of elasticity (ϵ_{max}) as recorded in plants of *S. officinalis* and *A. unedo* growing in two types of substrate (A and B) and irrigation regimes (W: plants irrigated to field capacity; S: plants irrigated to 75 % field capacity) (for details, see text). Means are given \pm SD ($n = 3$). Different letters indicate, for each measured parameter, statistically different mean values for Tukey pairwise comparison, after performing a three-way ANOVA test.

	<i>S. officinalis</i>			<i>A. unedo</i>		
	$-\Psi_{\text{tlp}}$ (MPa)	$-\pi_o$ (MPa)	ϵ_{max} (MPa)	$-\Psi_{\text{tlp}}$ (MPa)	$-\pi_o$ (MPa)	ϵ_{max} (MPa)
WA	1.61 \pm 0.01a	1.36 \pm 0.14a	11.35 \pm 1.4	2.41 \pm 0.1a	1.96 \pm 0.2	22.95 \pm 1.8b
WB	1.84 \pm 0.13a	1.49 \pm 0.09a	13.20 \pm 1.1	2.61 \pm 0.01a	2.20 \pm 0.2	25.30 \pm 3.0b
SA	2.40 \pm 0.13b	1.73 \pm 0.08b	13.03 \pm 1.1	2.92 \pm 0.03b	2.17 \pm 0.2	31.85 \pm 1.1a
SB	2.29 \pm 0.16b	1.83 \pm 0.04b	11.73 \pm 1.2	3.03 \pm 0b	2.11 \pm 0.07	34.75 \pm 2.0a

modules filled with substrate B, as observed in both species, despite their different water relations strategies (Figs 2 and 3).

Arbutus and sage plants apparently adopted contrasting strategies to cope with drought stress. On the basis of

relationships between g_L and leaf water potential, it can be suggested that *A. unedo* adopted a rather typical isohydric behaviour, while *S. officinalis* displayed a significant level of anisohydry, although a recent study has highlighted the fact that there might be a continuum of

Table 4. Results of: (A) a three-way ANOVA of different measured parameters by soil type, *S* (i.e. A and B), irrigation regime, *I* (i.e. samples regularly watered to field capacity and samples watered to 75 % field capacity) and time, *T* (i.e. time after last irrigation for soil water potential Ψ_s , maximum diurnal leaf conductance to water vapour g_L , minimum diurnal leaf water potential Ψ_{\min} and plant hydraulic conductance K_{plant} , and time of year for plant height *H*, stem diameter \emptyset and number of leaves per plant *N* leaves/plant) treatments; (B) a two-way ANOVA of parameters determined from P–V curves by soil type, *S* (i.e. A and B) and irrigation treatment, *I* (i.e. time of the year) recorded in *S. officinalis* and in *A. unedo*. For details, see the text. Numbers represent *F* values, **P* < 0.05, ***P* < 0.01; ****P* < 0.001.

	<i>S</i>	<i>I</i>	<i>T</i>	<i>S</i> × <i>I</i>	<i>S</i> × <i>T</i>	<i>T</i> × <i>I</i>	<i>S</i> × <i>T</i> × <i>I</i>
(A)							
<i>S. officinalis</i>							
Ψ_s	52.6***	55.3***	35.2***	0.04	2.05	0.074	1.19
g_L	477.5***	47.87***	274.86***	79.26***	71.11***	64.25***	57.72***
Ψ_{\min}	213.9***	15.88***	42.55***	9.44**	2.43	5.36*	11.3**
K_{plant}	31.03***	0.061	20.61***	4.65*	0.366	0.791	3.532
<i>H</i>	0.37	28.79***	91.59***	0.417	0.417	29.19***	0.0003
\emptyset	0.714	1.4	6555.46***	0.714	1.4	0.714	0.257
<i>N</i> leaves/plant	2.06	61.4***	701.43***	2.915	0.25	76.66***	0.533
<i>A. unedo</i>							
Ψ_s	219.1***	31.3***	287.9***	1.597	193.2***	0.13	0.033
g_L	58.4***	170.67***	84.15***	3.65	1.44	3.38	23.32***
Ψ_{\min}	13.98**	6.75*	3.07	1.19	0.101	0.133	0.195
K_{plant}	0.07	0.378	2.602	0.289	0.97	3.005	0.088
<i>H</i>	1.37	0.314	180.3***	1.873	0.033	0.00109	0.55
\emptyset	0.128	3.872	1889.6***	0.512	2.048	0.032	3.2
<i>N</i> leaves/plant	1.305	275.09***	2000.92***	0.603	1.305	366.51***	1.3
	<i>S</i>	<i>I</i>	<i>S</i> × <i>I</i>				
(B)							
<i>S. officinalis</i>							
Ψ_{tlp}	0.149	29.8***	2.11				
π_o	4.19	40.69***	0.071				
ε_{max}	0.182	0.0282	5.97*				
<i>A. unedo</i>							
Ψ_{tlp}	5.98	85.09***	0.591				
π_o	1.17	0.293	2.635				
ε_{max}	3.87	55.93***	0.125				

water relations strategies along these two ideal extremes (Klein 2014). Values of g_L were lower in arbutus than in sage, even in well-watered samples (~ 130 versus $300 \text{ mmol m}^{-2} \text{ s}^{-1}$, respectively, Fig. 3A and B), and a further reduction of stomatal conductance was observed in arbutus plants under water stress ($\sim 70 \text{ mmol m}^{-2} \text{ s}^{-1}$). Progressive stomatal closure apparently allowed arbutus plants to limit water loss and maintain relatively stable leaf water potential values both under well-watered and drought stress conditions, especially in samples

growing in modules filled with substrate type A (Figs 3D and 5B). In contrast, *S. officinalis* plants maintained values of g_L as high as $\sim 300 \text{ mmol m}^{-2} \text{ s}^{-1}$ as long as soil water potential remained above a critical value of about -0.6 MPa (Figs 3C and 5A). Below this threshold, gas exchange rates were reduced by $\sim 50\%$ (from 300 to $150 \text{ mmol m}^{-2} \text{ s}^{-1}$, as recorded in SB samples 48 h after last irrigation Fig. 3A). This, in turn, induced statistically significant differences in leaf water potential values as a function of the time after the last irrigation, regime

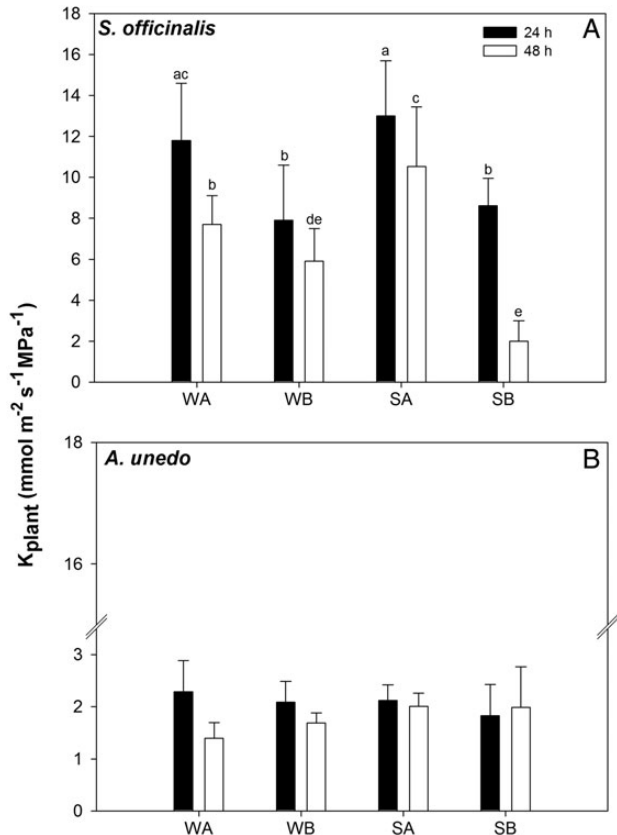


Figure 4. Plant hydraulic conductance (K_{plant}) as recorded in plants of *S. officinalis* (A) and *A. unedo* (B) growing in two types of substrate (A and B) and under different irrigation regimes (W: plants irrigated to field capacity; S: plants irrigated to 75 % field capacity, for details, see text). Means are given \pm SD ($n = 3$). Different letters indicate statistically significant differences for Tukey pairwise comparison.

of irrigation and the type of substrate (Fig. 3C, Table 4). The different water use strategies adopted by arbutus and sage plants to face drought stress were also confirmed by the analysis of leaf water potential isotherms. In fact, water-stressed plants of *S. officinalis* lowered the leaf water potential at the turgor loss point by osmotic adjustment. In the case of arbutus, water stress induced a significant increase of the bulk modulus of elasticity (ϵ_{max} , Tables 3 and 4).

Isohydic and anisohydic behaviour of different species/genotypes could arise from different stomatal sensitivity to xylem-born ABA (Tardieu and Simonneau 1998; Beis and Patakas 2010; Gallè et al. 2013) and/or to different levels of xylem hydraulic safety/efficiency (Schultz 2003; Tombesi et al. 2014). Different levels of stomatal control of transpiration under drought stress are known to affect photosynthetic productivity and plant growth (Medrano et al. 2002; Xu and Zhou 2008). In the present study, the anisohydic behaviour recorded in sage plants was coupled to a strong reduction of the number of leaves per plant as recorded in July in stressed

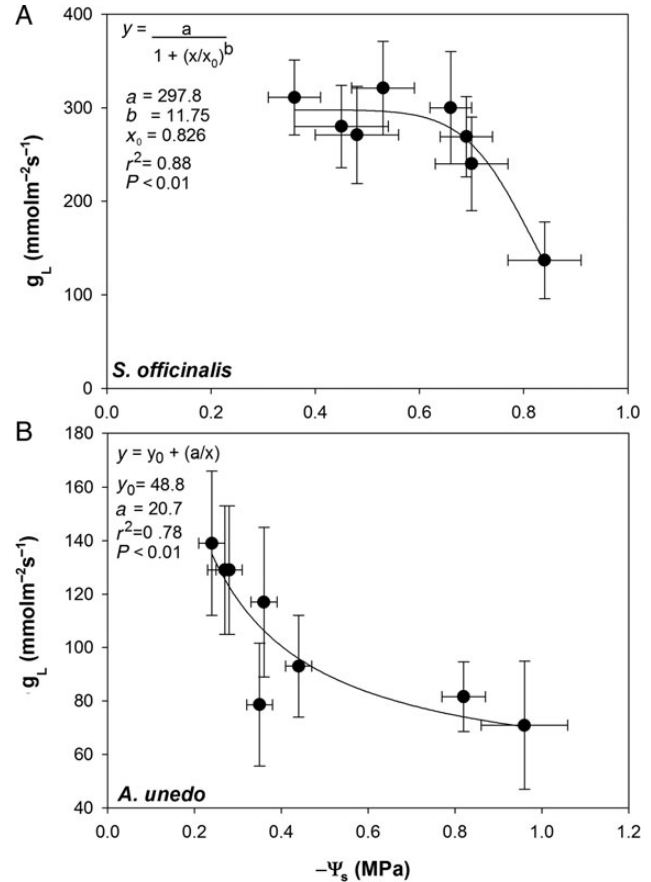


Figure 5. Relationship between maximum leaf stomatal conductance to water vapour (g_L) values and substrate water content (Ψ_s) values recorded in plants of *S. officinalis* (A) and *A. unedo* (B) growing in two types of substrate and under different irrigation regimes. Regression equation, coefficient values, P -values and correlation coefficients (r^2) are also reported.

versus watered samples (i.e. $\sim 100\%$ versus $\sim 40\%$). Isohydic and anisohydic behaviours of the two study species were further supported by estimates of plant hydraulic conductance (Fig. 5). In fact, arbutus plants (isohydic) showed three times lower K_{plant} than sage plants (anisohydic, Fig. 4), and this parameter remained quite constant up to 48 h after the last irrigation in samples growing in modules filled with substrate B, despite wide variations in terms of soil water availability (Figs 2B, 4B and 5B). In contrast, K_{plant} of *S. officinalis* strongly changed as a function of Ψ_s (Figs 4A and 5A). In other words, the isohydic behaviour of arbutus allowed to maintain stable K_{plant} values, while anisohydry in sage implied a drop of K_{plant} as drought progressed.

Conclusions

Data recorded in the present study suggest that arbutus plants could overcome intense drought conditions and,

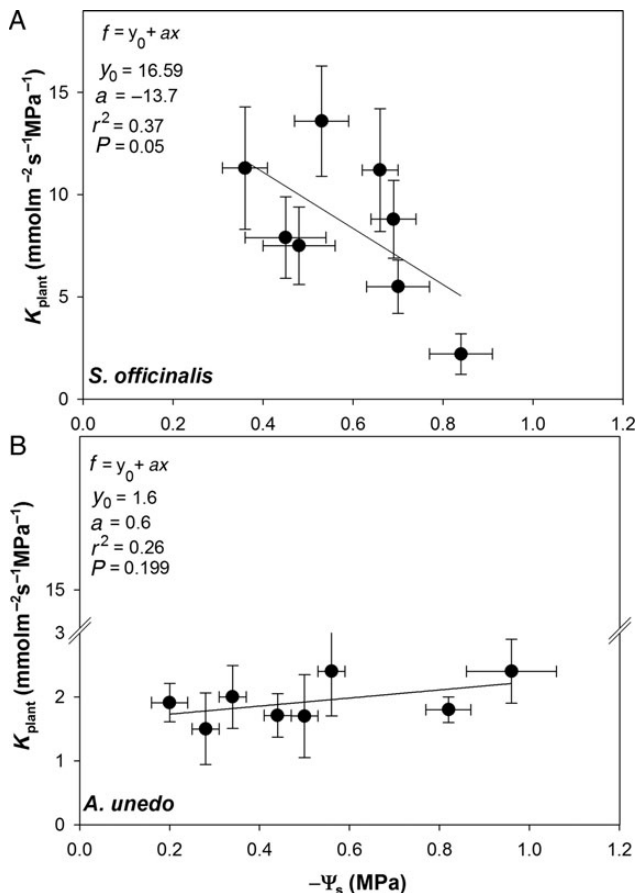


Figure 6. Relationship between plant hydraulic conductance (K_{plant}) values and corresponding substrate water status (Ψ_s) recorded in plants of *S. officinalis* (A) and *A. unedo* (B) growing in the two types of substrate and subjected to different irrigation regimes. Regression equation, coefficient values, P -values and correlation coefficients (r^2) are also reported.

then, might be more suitable for Mediterranean green roofs than to sage plants. In fact, the higher water use of the latter species might imply the need of additional irrigation to prevent foliage damage and/or desiccation under prolonged drought. In the literature, *A. unedo* is frequently reported to be able to survive even severe drought stress (i.e. Castell and Terradas 1995; Gratani and Ghia 2002; Munné-Bosch and Peñuelas 2004), as it apparently maintains a positive carbon balance until pre-dawn leaf water potential values of -4 MPa (Filella and Peñuelas 2003). In contrast, sage plants are known to show leaf senescence symptoms when exposed to severe drought conditions (i.e. $\Psi_{\text{pd}} < -1$ MPa, Munné-Bosch et al. 2001; Abreu and Munné-Bosch 2008; Savi et al. 2013). Hence, while arbutus might represent a suitable species for green roofs with very low input of additional irrigation, sage might be more recommendable in order to maximize the transpirational cooling of buildings and/or to favour fast water depletion from substrates,

thus improving the effectiveness of green roofs to mitigate water runoff during occasional storms, although the use of this species would probably be possible only when regular albeit low irrigation inputs are guaranteed (Savi et al. 2013). Additional studies focussed on testing the physiological performance and water requirements of a large number of Mediterranean species over green roofs are required to conclude about possible relationships between plant hydraulic strategies and green roof performance under drought.

Sources of Funding

This work was supported by University of Messina (Atheneum Research Project). Materials of set up of green roof experimental modules were kindly provided by Harpo Spa (Trieste, Italy).

Contributions by the Authors

P.T., M.A.L.G., S.A. and A.N. designed the experiment and planned the measurements. F.R., P.T., S.A. and T.S. carried out experiments. F.R. and P.T. analysed the data. P.T. wrote the manuscript. M.A.L.G., A.N. and T.S. revised and finalized the manuscript. All authors read and approved the final manuscript.

Conflicts of Interest Statement

None declared.

Supporting Information

The following additional information is available in the online version of this article –

Figure S1. Schematic representation of the experimental design. Twenty-four modules ($75 \times 23 \times 27$ cm) were divided in two groups of 12 modules in which 36 plants of *A. unedo* and 36 plants of *S. officinalis* were planted, respectively (i.e. 3 plants per module). Two types of substrate (A and B) and two irrigation regimes (well watered, W and stressed, S) were tested. More in detail, 12 modules per species were divided in two categories on the basis of substrate type tested: 6 modules per species contained substrate A and the other 6 modules contained substrate B. These modules were further divided in four experimental groups on the basis of irrigation regime: 3 modules per substrate type category were regularly watered to field capacity (i.e. WA and WB modules), and 3 modules per substrate type category received irrigation up to 75 % field capacity (i.e. SA and SB modules).

Literature Cited

Abreu ME, Munné-Bosch S. 2008. Salicylic acid may be involved in the regulation of drought-induced leaf senescence in perennials: a

- case study in field-grown *Salvia officinalis* L. plants. *Environmental and Experimental Botany* **64**:105–112.
- Beis A, Patakas A. 2010. Differences in stomatal responses and root to shoot signalling between two grapevine varieties subjected to drought. *Functional Plant Biology* **37**:139–146.
- Benvenuti S. 2014. Wildflower green roofs for urban landscaping, ecological sustainability and biodiversity. *Landscape and Urban Planning* **124**:151–161.
- Benvenuti S, Bacci D. 2010. Initial agronomic performances of Mediterranean xerophytes in simulated dry green roofs. *Urban Ecosystems* **13**:349–363.
- Berndtsson JC. 2010. Green roof performance towards management of runoff water quantity and quality: a review. *Ecological Engineering* **36**:351–360.
- Blanusa T, Vaz Monteiro MM, Fantozzi F, Vysini E, Li Y, Cameron RWF. 2013. Alternatives to *Sedum* on green roofs: can broad leaf perennial plants offer better ‘cooling service’? *Building and Environment* **59**:99–106.
- Bowler DE, Buyung-Ali L, Knight TM, Pullin AS. 2010. Urban greening to cool towns and cities: a systematic review of the empirical evidence. *Landscape and Urban Planning* **97**:147–155.
- Brenneisen S. 2006. Space for urban wildlife: designing green roofs as habitats in Switzerland. *Urban Habitats* **4**:27–36.
- Carter T, Jackson CR. 2007. Vegetated roofs for stormwater management at multiple spatial scales. *Landscape and Urban Planning* **80**:84–94.
- Castell C, Terradas J. 1995. Water relations, gas exchange and growth of dominant and suppressed shoots of *Arbutus unedo* L. *Tree Physiology* **15**:405–409.
- Chen C-F. 2013. Performance evaluation and development strategies for green roofs in Taiwan: a review. *Ecological Engineering* **52**:51–58.
- Cook-Patton SC, Bauerle TL. 2012. Potential benefits of plant diversity on vegetated roofs: a literature review. *Journal of Environmental Management* **106**:85–92.
- David TS, Henriques MO, Kurz-Besson C, Nunes J, Valente F, Vaz M, Pereira JS, Siegwolf R, Chaves MM, Gazarini LC, David JS. 2007. Water-use strategies in two co-occurring Mediterranean evergreen oaks: surviving the summer drought. *Tree Physiology* **27**:793–803.
- Dvorak B, Volder A. 2010. Green roof vegetation for North American ecoregions: a literature review. *Landscape and Urban Planning* **96**:197–213.
- Dvorak BD, Volder A. 2013. Plant establishment on unirrigated green roof modules in a subtropical climate. *AoB PLANTS* **5**: pls049; doi:10.1093/aobpla/pls049.
- Farrell C, Mitchell RE, Szota C, Rayner JP, Williams NSG. 2012. Green roofs for hot and dry climates: interacting effects of plant water use, succulence and substrate. *Ecological Engineering* **49**:270–276.
- Farrell C, Ang XQ, Rayner JP. 2013. Water-retention additives increase plant available water in green roof substrates. *Ecological Engineering* **52**:112–118.
- Filella I, Peñuelas J. 2003. Partitioning of water and nitrogen in co-occurring Mediterranean woody shrub species of different evolutionary history. *Oecologia* **137**:51–61.
- Fioretti R, Palla A, Lanza LG, Principi P. 2010. Green roof energy and water related performance in the Mediterranean climate. *Building and Environment* **45**:1890–1904.
- Gallé Á, Csiszár J, Benyó D, Laskay G, Leviczky T, Erdei L, Tari I. 2013. Isohydic and anisohydic strategies of wheat genotypes under osmotic stress: biosynthesis and function of ABA in stress responses. *Journal of Plant Physiology* **170**:1389–1399.
- Getter KL, Rowe DB. 2008. Media depth influences *Sedum* green roof establishment. *Urban Ecosystems* **11**:361–372.
- Getter KL, Rowe DB. 2009. Substrate depth influences *Sedum* plant community on a green roof. *HortScience* **44**:401–407.
- Getter KL, Rowe DB, Andresen JA. 2007. Quantifying the effect of slope on extensive green roof stormwater retention. *Ecological Engineering* **31**:225–231.
- Getter KL, Rowe DB, Robertson GP, Clegg BM, Andresen JA. 2009. Carbon sequestration potential of extensive green roofs. *Environmental Science & Technology* **43**:7564–7570.
- Gill S, Handley H, Ennos R, Pauleit S. 2007. Adapting cities for climate change: the role of the green infrastructure. *Building and Environment* **30**:97–115.
- Gratani L, Ghia E. 2002. Adaptive strategy at the leaf level of *Arbutus unedo* L. to cope with Mediterranean climate. *Flora* **197**:275–284.
- Klein T. 2014. The variability of stomatal sensitivity to leaf water potential across tree species indicates a continuum between isohydic and anisohydic behaviours. *Functional Ecology*; doi:10.1111/1365-2435.12289.
- Li J, Wai OWH, Li YS, Zhan J, Ho YA, Li J, Lam E. 2010. Effect of green roof on ambient CO₂ concentration. *Building and Environment* **45**:2644–2651.
- Liu TC, Shyu GS, Fang WT, Liu SY, Cheng BY. 2012. Drought tolerance and thermal effect measurements for plants suitable for extensive green roof planting in humid subtropical climates. *Energy and Buildings* **47**:180–188.
- Lundholm J, MacIvor JS, MacDougall Z, Ranalli M. 2010. Plant species and functional group combinations affect green roof ecosystem functions. *PLoS ONE* **5**:e9677.
- MacIvor JS, Lundholm J. 2011. Insect species composition and diversity on intensive green roofs and adjacent level-ground habitats. *Urban Ecosystems* **14**:225–241.
- Mackey CW, Lee X, Smith RB. 2012. Remotely sensing the cooling effects of city scale efforts to reduce urban heat island. *Building and Environment* **49**:348–358.
- Medrano H, Escalona JM, Bota J, Gulías J, Flexas J. 2002. Regulation of photosynthesis of C₃ plants in response to progressive drought: stomatal conductance as a reference parameter. *Annals of Botany* **89**:895–905.
- Mickovski SB, Buss K, McKenzie BM, Sökmener B. 2013. Laboratory study on the potential use of recycled inert construction waste material in the substrate mix for extensive green roofs. *Ecological Engineering* **61**:706–714.
- Munné-Bosch S, Peñuelas J. 2004. Drought-induced oxidative stress in strawberry tree (*Arbutus unedo* L.) growing in Mediterranean field conditions. *Plant Science* **166**:1105–1110.
- Munné-Bosch S, Jubany-Mari T, Alegre L. 2001. Drought-induced senescence is characterized by a loss of antioxidant defences in chloroplasts. *Plant, Cell and Environment* **24**:1319–1327.
- Nardini A, Salleo S, Trifilò P, Lo Gullo MA. 2003. Water relations and hydraulic characteristics of three woody species co-occurring in the same habitat. *Annals of Forest Science* **60**:297–305.
- Nardini A, Andri S, Crasso M. 2012a. Influence of substrate depth and vegetation type on temperature and water runoff mitigation by extensive green roofs: shrubs versus herbaceous plants. *Urban Ecosystems* **15**:697–708.

- Nardini A, Pedà G, La Rocca N. 2012b. Trade-offs between leaf hydraulic capacity and drought vulnerability: morpho-anatomical bases, carbon costs and ecological consequences. *New Phytologist* **196**:788–798.
- Nardini A, Lo Gullo MA, Trifilò P, Salleo S. 2014. The challenge of the Mediterranean climate to plant hydraulics: responses and adaptations. *Environmental and Experimental Botany* **103**:68–79.
- Oberndorfer E, Lundholm J, Bass B, Coffman RR, Doshi H, Dunnett N, Gaffin S, Köhler M, Liu KKY, Rowe B. 2007. Green roofs as urban ecosystems: ecological structures, functions, and services. *BioScience* **57**:823–833.
- Papafotiou M, Pergialioti N, Tassoula L, Massas I, Kargas G. 2013. Growth of native aromatic xerophytes in an extensive Mediterranean green roof as affected by substrate type and depth and irrigation frequency. *HortScience* **48**:1327–1333.
- Pignatti S. 2002. *Flora d'Italia*. Bologna: Edagricole.
- Razzaghamanesh M, Beecham S, Kazemi F. 2014. Impact of green roofs on stormwater quality in a South Australian urban environment. *Science of the Total Environment* **470–471**:651–659.
- Richter H. 1997. Water relations of plants in the field: some comments on the measurement of selected parameters. *Journal of Experimental Botany* **48**:1–7.
- Rowe DB. 2011. Green roofs as a means of pollution abatement. *Environmental Pollution* **159**:2100–2110.
- Rowe DB, Getter KL, Durhman AK. 2012. Effect of green roof media depth on Crassulacean plant succession over seven years. *Landscape and Urban Planning* **104**:310–319.
- Rowe DB, Kolp MR, Greer SE, Getter KL. 2014. Comparison of irrigation efficiency and plant health of overhead, drip, and sub-irrigation for extensive green roofs. *Ecological Engineering* **64**:306–313.
- Sailor DJ, Hutchinson D, Bokovoy L. 2008. Thermal property measurements for ecoroof soils common in the western U.S. *Energy and Buildings* **40**:1246–1251.
- Sánchez-Gómez D, Valladares F, Zavala MA. 2006. Performance of seedlings of Mediterranean woody species under experimental gradients of irradiance and water availability: trade-offs and evidence for niche differentiation. *New Phytologist* **170**:795–806.
- Savi T, Andri S, Nardini A. 2013. Impact of different green roof layering on plant water status and drought survival. *Ecological Engineering* **57**:188–196.
- Savi T, Marin M, Boldrin D, Incerti G, Andri S, Nardini A. 2014. Green roofs for a drier world: effects of hydrogel amendment on substrate and plant water status. *Science of the Total Environment* **490**:467–476.
- Schultz HR. 2003. Differences in hydraulic architecture account for near-isohydric and anisohydric behaviour of two field-grown *Vitis vinifera* L. cultivars during drought. *Plant, Cell and Environment* **26**:1393–1405.
- Schweitzer O, Erell E. 2014. Evaluation of the energy performance and irrigation requirements of extensive green roofs in a water-scarce Mediterranean climate. *Energy and Buildings* **68**:25–32.
- Snodgrass SC, Snodgrass LL. 2006. *Green roof plants: a resource and planting guide*. Portland: Timber Press.
- Solano L, Ristvey AG, Lea-Cox JD, Cohan SM. 2012. Sequestering zinc from recycled crumb rubber in extensive green roof media. *Ecological Engineering* **47**:284–290.
- Takebayashi H, Moriyama M. 2007. Surface heat budget on green roof and high reflection roof for mitigation of urban heat island. *Building and Environment* **42**:2971–2979.
- Tardieu F, Simonneau T. 1998. Variability among species of stomatal control under fluctuating soil water status and evaporative demand: modelling isohydric and anisohydric behaviours. *Journal of Experimental Botany* **49**:419–432.
- Theodosiou TG. 2003. Summer period analysis of the performance of a planted roof as a passive cooling technique. *Energy and Buildings* **35**:909–917.
- Tombesi S, Nardini A, Farinelli D, Palliotti A. 2014. Relationships between stomatal behavior, xylem vulnerability to cavitation and leaf water relations in two cultivars of *Vitis vinifera*. *Physiologia Plantarum*. doi:10.1111/ppl.12180.
- Tyree MT, Hammel HT. 1972. The measurement of the turgor pressure and the water relations of plants by the pressure-bomb technique. *Journal of Experimental Botany* **23**:267–282.
- Van Mechelen C, Dutoit T, Hermy M. 2014. Mediterranean open habitat vegetation offers great potential for extensive green roof design. *Landscape and Urban Planning* **121**:81–91.
- Van Renterghem T, Botteldooren D. 2008. Numerical evaluation of sound propagating over green roofs. *Journal of Sound and Vibration* **317**:781–799.
- Van Renterghem T, Botteldooren D. 2009. Reducing the acoustical façade load from road traffic with green roofs. *Building and Environment* **44**:1081–1087.
- VanWoert NC, Rowe DB, Andersen JA, Rugh CL, Xiao L. 2005. Watering regime and green roof substrate design affect *Sedum* plant growth. *HortScience* **40**:659–664.
- Vilagrosa A, Hernández EI, Luis VC, Cochard H, Pausas JG. 2014. Physiological differences explain the co-existence of different regeneration strategies in Mediterranean ecosystems. *New Phytologist* **201**:1277–1288.
- Whalley WR, Ober ES, Jenkins M. 2013. Measurement of the matric potential of soil water in the rhizosphere. *Journal of Experimental Botany* **64**:3951–3963.
- Williams NSG, Rayner JP, Raynor KJ. 2010. Green roofs for a wide brown land: opportunities and barriers for rooftop greening in Australia. *Urban Forestry & Urban Greening* **9**:245–251.
- Xu Z, Zhou G. 2008. Responses of leaf stomatal density to water status and its relationship with photosynthesis in a grass. *Journal of Experimental Botany* **59**:3317–3325.